

Withrow Avenue Junior Public School

25 Bain Ave, Toronto, ON M4K 1E5

(416) 393-9440

Accessibility survey date: June 2015



For public: summary
and site plan



Contents

Withrow Avenue Junior Public School.....	1
Introduction	3
Summary	3
Exterior	3
Interior.....	3
Other Information	4
Legend	5
Using the Accessibility Drawings.....	7
Introduction	7
Entrances.....	7
Interior Access	8
Washrooms.....	9
Fire Safety Planning	9
Accessibility Designations.....	9
Accessible.....	10
Somewhat Accessible	10
Not Accessible	11

Introduction

The information provided below is based on a survey conducted of Withrow Avenue Junior Public School in June 2015 and is for reference only. All visitors to the building should contact the main office in advance to verify access and arrange for necessary accommodations.

This site has been designated **Not Accessible**. For definitions of designations and instructions on how to use the accessibility drawings attached, please see page 7.

Summary

This school is not accessible. This school has three floors, but there is no elevator to facilitate access. There are also no accessible washrooms. However, the interior routes in this school are level. Quest Alternative School is located on the third floor with no elevator access.

Exterior

Parking: This school has no accessible parking spaces.

Pathways: All exterior routes are accessible but some entrances may pose obstacles, such as distance and not being equipped with power-operated doors.

Entrances: Entrance #2, which is located at the back of the school, is equipped with a power-operated door. There is a slope to address the stairs. Entrance #1 is level and entrance #4 is sloped.

Interior

Floor Access: This school has three floors but there is no elevator present to facilitate access between the floors. The interior routes are level.

Specialized Rooms

Main Office: Somewhat accessible; the front desk is too high (1400mm), and there is no power-operated door.

Library: Somewhat accessible; no power-operated door.

Cafeteria: Not accessible; on the second floor with no elevator to access this floor.

General Purpose/Gymnasium: Not accessible; located in the basement.

Auditorium: N/A

Pool: N/A

Washrooms: There are no accessible washrooms in this school.

Other Information

- No visual fire alarms.
- No markings on stairs for people with low vision.

Legend



Exterior door: entrance numbers on a square yellow sign.



Intercom: electrical device that allows two-way communication with the main office.



Level entrance: entrance without stairs/steps.



Stepped entrance: entrance with stairs/steps.



Area of safe refuge: location in a building for disabled occupants to go during a fire alarm as part of the evacuation process.



Doorway



Elevator/lift



Recommended washroom (male/female) for disabled individuals



Power-operated door



Ramp



Stairs



Recommended pathway for disabled individuals. Power-operated door may or may not be present.



Embedded photo: Feature not available.



Floor level accessible by steps or stair.



Various instructional administrative service rooms.



Main entrance

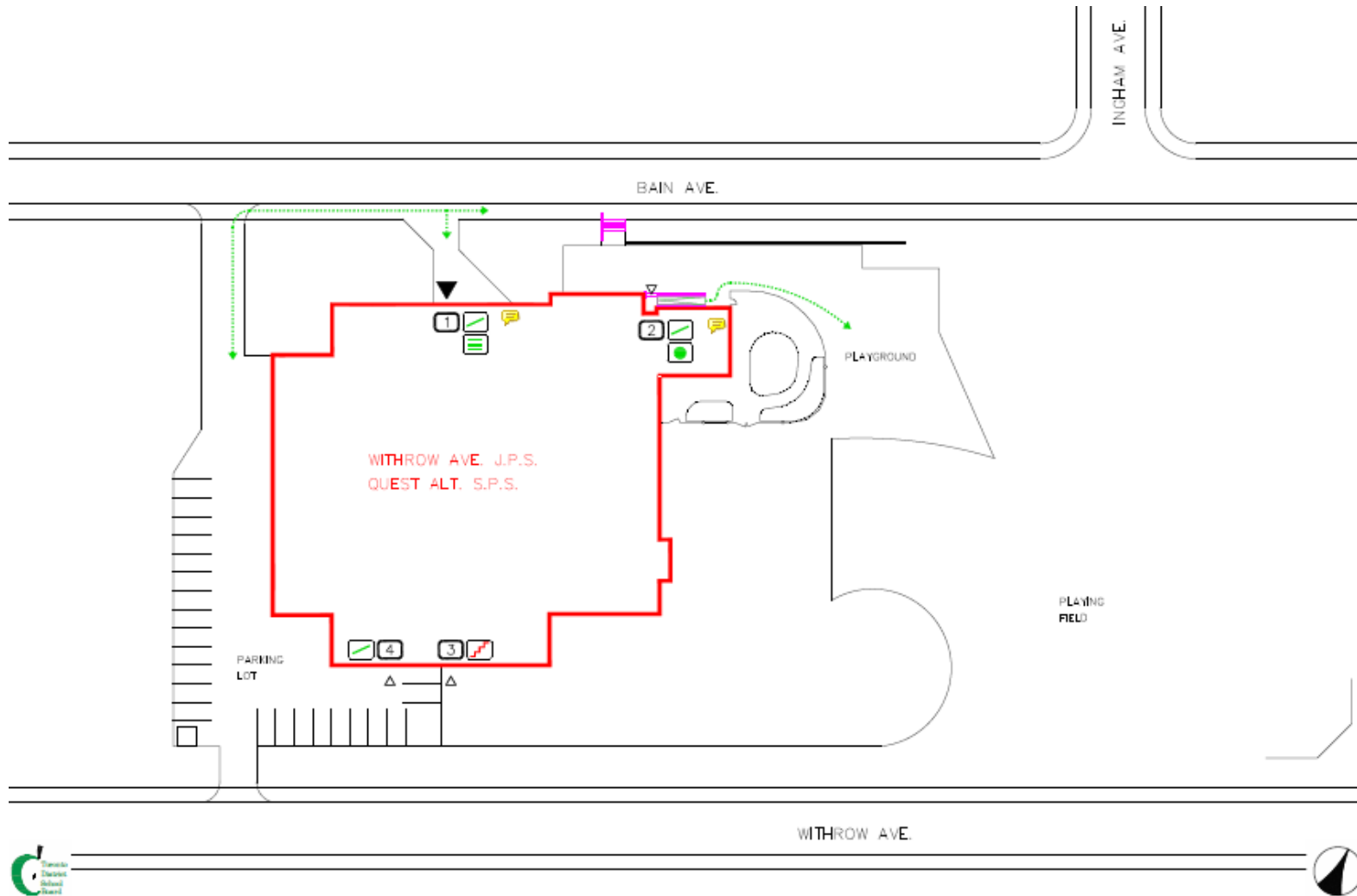


Accessible parking



Bus stop

Accessibility: Features and Barriers



Withrow Ave Jr & Quest Alt Sr PS

Facility #: 0753

Date of Update: June 2022

Using the Accessibility Drawings

Introduction



The TDSB has produced drawings to show accessible features as well as barriers for each of its buildings. This information will be useful for students, staff, parents, and community members some of whom have physical disabilities and need to know the features and barriers of our buildings.

The current Ontario Building Code (OBC) is generally used as the basis for the accessibility features included in the drawings. However, features that do not fully conform to current regulations are nevertheless identified. A legend noting features such as power-operated doors and elevators accompanies each set of drawings.

Entrances

Entrance numbers are provided on the drawings for reference and correspond to numbers posted inside and outside each public entrance. Entrance numbers have an associated icon:



(denoting a flush condition) or  (denoting a stepped condition). The approach to a flush entrance may be ramped, sloped, or flat, but has no appreciable height differential at the doorway. A stepped entrance is one with an appreciable step not compliant with OBC requirements for level access. Power-operated doors, if present, are identified with an  icon.

To ensure student safety and security, elementary school buildings have a locked door policy. Visitors are directed to enter through the building's main entrance door after contacting the main office using the intercom provided. Where applicable, the drawings will indicate a recommended path to the main entrance doors (i.e., an arrow pointing to the main door).

Accessibility: Features and Barriers



A recommended path has **not** been shown **to** the main entrance where:

- the main entrance is not level, **or**
- the path to the main entrance has a barrier.

If a level path exists between the parking lot and a nearby level entrance, the path to the parking lot from that doorway is indicated on the drawings regardless of whether there is a power-operated door present.

At secondary schools, intercoms are not present. Usually the doors closest to the parking lot or the main entrance doors are open during school operating hours. Recommended paths are shown to these doors if the path and doorway are level and there is a power-operated door present.


Interior Access

The 1st floor (at grade) of the school is assumed to be accessible, even if there is no recommended path to the building. Access to floors other than the 1st floor is indicated by an icon denoting an elevator  or ramp  if present. Stairway locations are highlighted on the drawings to indicate access to floor levels; this information is included for individuals who do not require the use of a mobility device.

The main office, community-use areas, and rotation-program areas are labelled on the floor plans for ease of navigation. Various instructional, administrative, and service rooms are also indicated.

Doors at corridors and stairwells are marked on the drawings. If a power-operated door is not present (icon is absent), the doors may present a barrier to some individuals. Power-operated door devices may be push-button, hold-open, or motion-detection types.

Washrooms

Washrooms that are moderately to highly accessible are recommended and identified by a  icon. The respective use for gender is also provided; male, female, or universal is denoted by a corresponding letter M, F or M/F.

Fire Safety Planning

Areas of Safe Refuge are locations where persons with disabilities begin their vertical-descent stage of evacuation upon fire alarm. These have been identified on the drawing where present. They are located at EXIT stairwell landings on floors other than those at grade level, where the stairwell doors latch. Information regarding the use of Areas of Safe Refuge is found within each site's Fire Safety Plan.

Accessibility Designations

The following definitions of accessibility at TDSB sites focus on mobility. Where accommodations exist for people with limited sight and/or hearing, or other types of disabilities, they will be described on each site's accessibility profile. Because each person's requirements are unique, the designation is to be used as a guideline only.

Accessibility: Features and Barriers



Accessible

A person who uses a mobility device can enter and move through the building to access all or most areas without assistance or with minimal assistance. To be deemed accessible,

- the building can be accessed by a barrier-free path,
- there is at least one level entry at a main entrance operated by a power-operated door,
- there is at least one barrier-free universal washroom on the main floor, and
- where the building has more than one level, there is an elevating device (such as a lift or passenger elevator), but access on all floors may be limited.



Somewhat Accessible

Somewhat accessible is our designation for buildings that are not fully accessible, but they are also not completely inaccessible. They have some features that make them partially accessible.

In a somewhat accessible building, a person who uses a mobility device can enter and move through the main floor of the building with minimal assistance. Barrier-free access to other floors is not guaranteed. Generally speaking, to be deemed somewhat accessible,

- the building can be accessed by a barrier-free path and there is at least one level entry to the building, which may or may not have power-operated doors, and
- there is at least one washroom that is somewhat barrier free.

Accessibility: Features and Barriers



Not Accessible

A person who uses a mobility device will either not be able to access the building or will require significant assistance. To be deemed not accessible,

- the building cannot be accessed by a barrier-free path,
- there are no main entrances that are level, or
- there are no washrooms that are as a minimum, somewhat accessible.